



Fractions on a number line

1 Draw an arrow to show the fractions on the number lines.


a) $\frac{1}{2}$



b) $\frac{1}{3}$



c) $\frac{1}{4}$



Are your answers accurate or are they estimates?



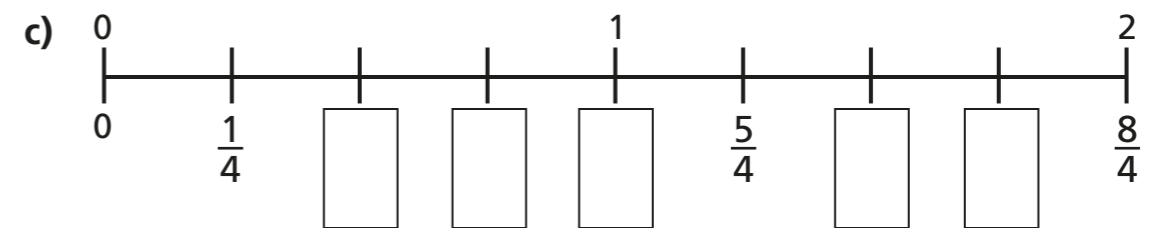
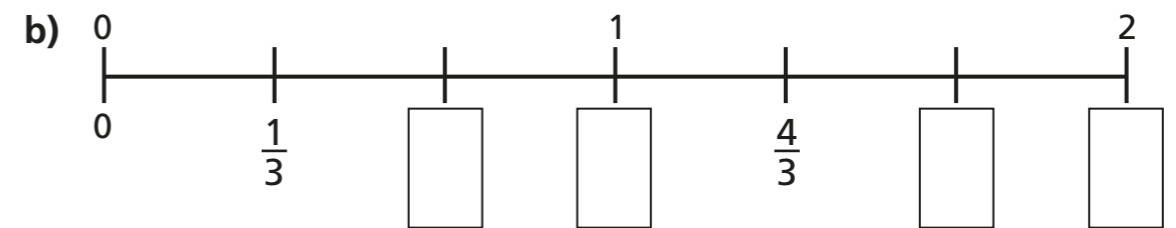
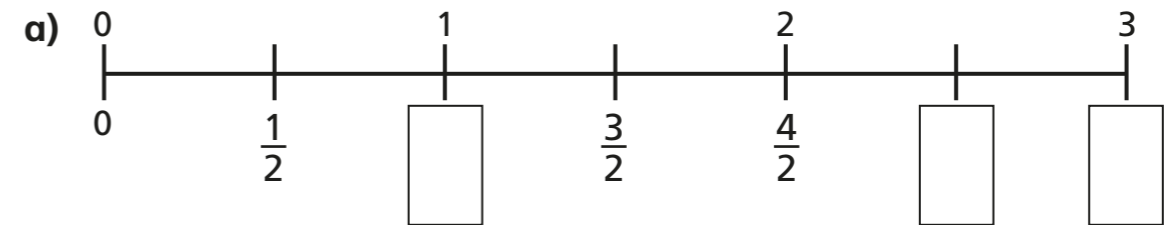
2 Write $<$, $>$ or $=$ to compare the fractions.

a) $\frac{1}{2}$ ○ $\frac{1}{4}$

b) $\frac{1}{4}$ ○ $\frac{1}{3}$

c) $\frac{1}{3}$ ○ $\frac{1}{2}$

3 Write the missing fractions on the number lines.



d) Write three fractions that are equivalent to one whole.
Use the number lines to help you.

What do you notice?


Talk about it with a partner.



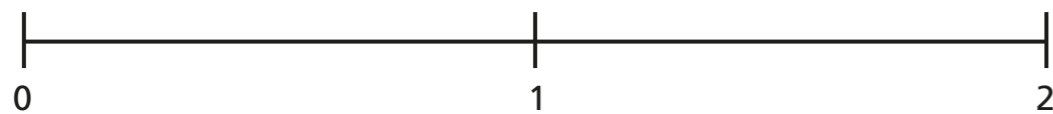


4 Draw an arrow to estimate where each fraction belongs on the number line.

a) $\frac{3}{4}$



b) 1 and $\frac{2}{3}$



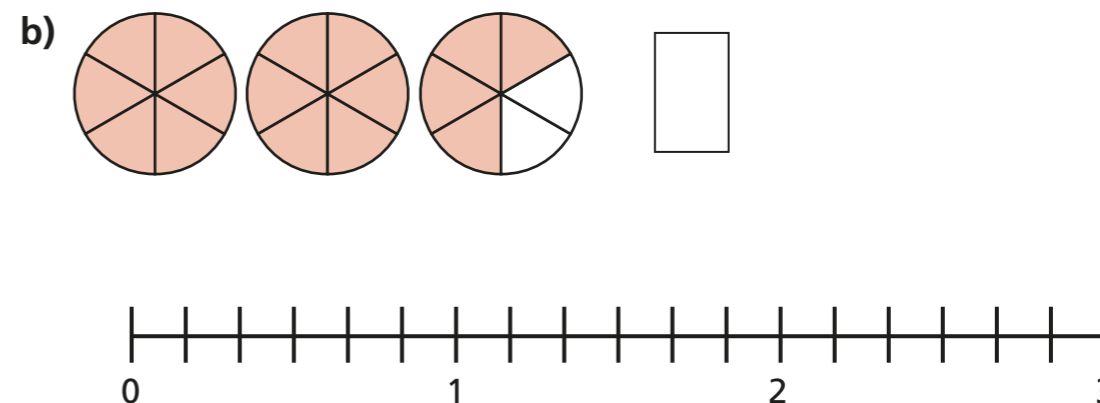
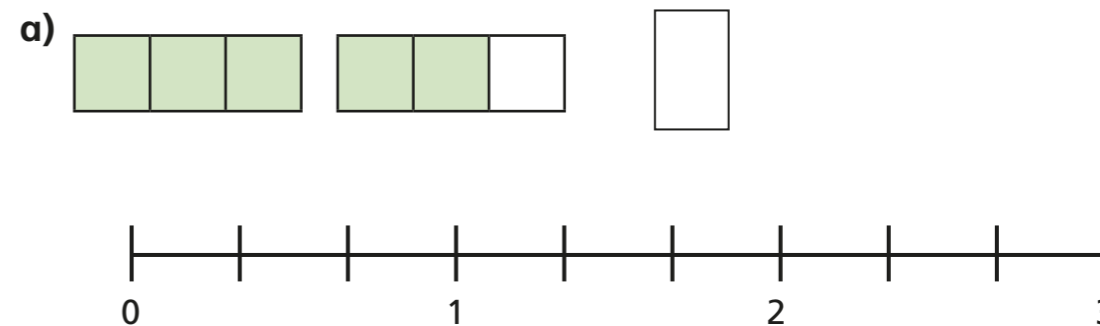
5 Write each fraction under the correct heading.

$\frac{2}{3}$	$\frac{4}{4}$	$\frac{5}{3}$	$\frac{1}{8}$	$\frac{3}{3}$
$\frac{3}{4}$	$\frac{7}{4}$	$\frac{8}{8}$	$\frac{7}{8}$	

Less than one whole	Equal to one whole	More than one whole



6 What fraction is shown in each diagram?
Draw an arrow to show the fraction on the number line.



7



One eighth is greater than one quarter.

Do you agree with Teddy? _____

Use the number line to show why.

