

# Tenths as decimals

1 Complete the table.

Representation	Words	Fraction	Decimal
	1 tenth		0.1
		$\frac{7}{10}$	
			0.3
	5 tenths		

2 Match each bar model to the equivalent decimal.

	<input type="text" value="0.8"/>
	<input type="text" value="0.6"/>
	<input type="text" value="0.4"/>

3 Mo is using a place value chart to represent numbers. Write each number as a decimal.

a)	c)
<input type="text"/>	<input type="text"/>
b)	d)
<input type="text"/>	<input type="text"/>

4 Draw counters to represent the numbers.

a) 0.3	c) 1.3
b) 3	d) 3.1

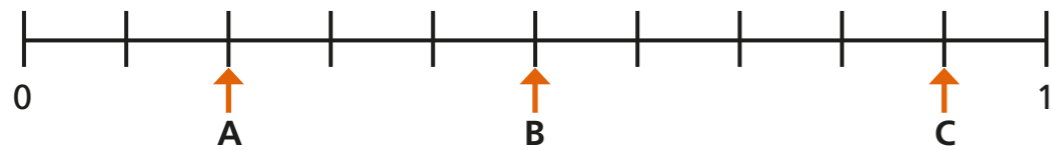




5 Continue the pattern.

$\frac{1}{10}$	0.2	3 tenths	$\frac{4}{10}$	0.5
6 tenths				

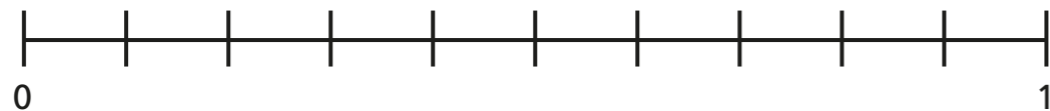
6 What decimal is each arrow pointing to?




A =  B =  C =

7 Estimate the position of the decimals on the number lines.

a)  0.1     0.5     0.8

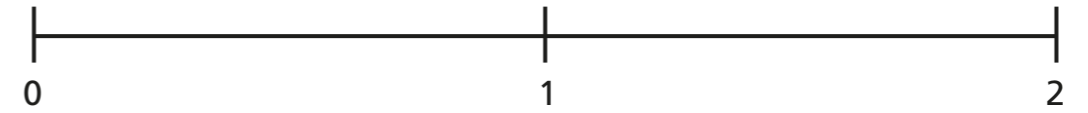


b)  0.4     0.7     0.9



c)

0.6     1.2     1.7



8 Complete the statements.

a)  $0.2 > \frac{\square}{10}$

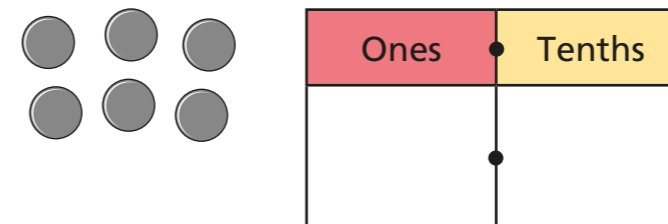
c)  tenths = 0.7

b)  $0.8 < \frac{\square}{10}$

d)  =  $\frac{12}{10}$

Is there more than one answer for each?

9 Aisha places 6 counters onto this place value chart.



List all the possible numbers she could represent.

---



---



---

