

## Year 2 Home-schooling Newsletter- 6<sup>th</sup> July 2020



Hi. I hope you have had all had a good week☺. Let's hope the weather improves because it has been far too wet this week!

Here are this week's activities. These activities are just suggestions that may help you with your lessons. Don't forget we don't expect you to do them all.

### Topic Work


If you want to do something a bit different then why not pick a topic that you would like to find out more about and make yourself a booklet or fact sheet about it. You could choose your own topic, you could work with your brother or sister on a topic or you could choose a topic as a family. Some examples might be:

A country or area of the world, types of animals, a type of sport, a hobby that you enjoy.

Don't forget that if you do an amazing piece of work you can always get a grown up to email it to me at [staff31@croft.staffs.sch.uk](mailto:staff31@croft.staffs.sch.uk)

### Author of the week:

This week it is Alex T Smith



<https://literacytrust.org.uk/family-zone/5-8/get-free-claude-book-alex-t-smith/>

## Alex T. Smith

### Claude activity pack

Can you draw your own Claude adventure? Download the activity sheets below.

[Claude activity sheets](#)

[More Claude activities](#)

[Draw your own Claude story](#)

Read or listen to the books and have a look at the activities to go with the books.

If you enjoyed listening to the audio book last week there are some free children's books on Audible for you to listen to. Have a look:

## < Discover

Littlest Listeners

38 Books




When Turtle Grew Feathers  
by Tim Tingle  
★★★★★




Kaka and the Mouse  
by Pankaja Srinivasan  
★★★★★




Just So Stories  
by Rudyard Kipling  
★★★★★




The Boy Who Drew Cats  
by Anushka Ravisha...  
★★★★★




TAK-TAK!  
by Anushka Ravishankar  
★★★★★



A Day in a Forested Wetland  
by Anushka Ravishankar  
★★★★★



EAT CAT  
by Anushka Ravishankar  
★★★★★



THE FIRST MUSIC  
by Anushka Ravishankar  
★★★★★


## < Discover

Elementary

117 Books



Camp Red Moon  
by R. L. Stine  
★★★★★



The Green Ember  
by S. D. Smith  
★★★★★




The Mystwick School of Musicraft  
by Jessica Khoury  
★★★★★




Wishes and Wellingtons  
by Julie Berry  
★★★★★



audible ORIGINAL  
ZERO G  
by Dan Wells  
★★★★★



JULES VERNE  
TERRY, THOMAS & HAZEL  
UNDER THE SEA  
★★★★★




audible ORIGINAL  
THIS IS A FAMILY SHOW!  
by Eschylus Kelly  
★★★★★



audible ORIGINAL  
HOUSE OF TEETH  
by Dan Wells  
★★★★★

<https://stories.audible.com/discovery>

There are also a couple of interesting activities on the National Literacy site as well:



### George's Marvellous Medicine

Write a recipe for a potion inspired by George's Marvellous Medicine.

<https://literacytrust.org.uk/family-zone/5-8/roald-dahl-books-home/>



### Write a poem about football

Use this poetry workshop to write your own cup-winning poem about football.

<https://literacytrust.org.uk/family-zone/5-8/write-poem-about-football/>

### Oak National Academy - Online Classroom - Year 2

<https://classroom.thenational.academy/schedule-by-year/year-2/>

This week (Week beginning 29th June) I would recommend:

**The English lessons this week are all about The odyssey by Lewis Stowell**

Press control and click to follow each link.

### Monday

**Lesson 1 - English - To retrieve information**

<https://classroom.thenational.academy/lessons/to-retrieve-information-8d2f92>

**Lesson 2 - Foundation - What makes up a city?**

<https://classroom.thenational.academy/lessons/what-makes-up-a-city>

**Lesson 3 - Maths - To apply our knowledge of multiplication tables**

<https://classroom.thenational.academy/lessons/to-apply-knowledge-of-our-multiplication-tables>

**Lesson 4 - PSHE - Eat well; Live well**

<https://classroom.thenational.academy/lessons/eat-well-live-well-8f5dd2>

### Tuesday

**Lesson 1 - English - to retrieve information**

<https://classroom.thenational.academy/lessons/to-retrieve-information-ca89a9>

**Lesson 2 - Spanish - to be able to describe my family and pets**

<https://classroom.thenational.academy/lessons/to-be-able-to-describe-my-family-and-pets-in-spanish-f08f7a>

**Lesson 2 - Maths - To recognise the inverse relationship between multiplication and division**

<https://classroom.thenational.academy/lessons/to-recognise-the-inverse-relationship-between-multiplication-and-divisio>

### Wednesday

**Lesson 1 - English - To identify and use fronted adverbials**

<https://classroom.thenational.academy/lessons/to-identify-and-use-fronted-adverbials-c4b840>

**Lesson 3 - Maths - To identify multiples of 2, 3, 4, 5 and 10**

<https://classroom.thenational.academy/lessons/to-identify-multiples-of-2-3-4-5-and-10>

**Thursday**

**Lesson 2 - English - To map a recount**

<https://classroom.thenational.academy/lessons/to-map-a-recount>

**Lesson 3 - Foundation - How are cities and villages different to live in?**

<https://classroom.thenational.academy/lessons/how-are-cities-and-villages-different-to-live-in>

**Lesson 3 - Maths - To apply the knowledge of the two times table**

<https://classroom.thenational.academy/lessons/to-apply-knowledge-of-the-2-times-table>

**Friday**

**Lesson 1 - English - To write a recount**

<https://classroom.thenational.academy/lessons/to-write-a-recount-bb976e>

**Lesson 2 - Foundation - To explore the technique of blending**

<https://classroom.thenational.academy/lessons/to-explore-the-technique-of-blending-f66dc4>

**Lesson 3 - Maths - To create bar models for multiplication and division**

<https://classroom.thenational.academy/lessons/to-create-bar-models-for-multiplication-and-division-mm-l11>

There will also be a new assembly for this week

<https://www.thenational.academy/assembly>

If you want to do some additional maths following a different topic, then White Rose and BBC Bitesize lessons are focusing on litres, temperature and time this week. I have also included the worksheets so that you can download them and print them if you want to.

## White Rose

<https://whiterosemaths.com/homelearning/year-2/>

**Control and click on the link below each day to access the worksheets.**

This week I would recommend Summer Term Week 11 -

**Monday** - Litres

<https://resources.whiterosemaths.com/wp-content/uploads/2020/04/Y2-Summer-Block-4-WO6-Litres-2020.pdf>

**Tuesday** - Temperature

<https://resources.whiterosemaths.com/wp-content/uploads/2020/04/Y2-Summer-Block-4-WO7-Temperature-2020.pdf>

**Wednesday** - O'clock and half past

[https://resources.whiterosemaths.com/wp-content/uploads/2020/04/Y2-Summer-Block-3-WO1-O\\_clock-and-half-past-2020.pdf](https://resources.whiterosemaths.com/wp-content/uploads/2020/04/Y2-Summer-Block-3-WO1-O_clock-and-half-past-2020.pdf)

**Thursday** - Quarter past and quarter to

<https://resources.whiterosemaths.com/wp-content/uploads/2020/04/Y2-Summer-Block-3-WO2-Quarter-past-and-quarter-to-2020.pdf>

**Friday** - Maths Challenge

BBC Bitesize also has some other interesting lessons so take a peek and try them out:

## BBC Bitesize Daily Lessons

<https://www.bbc.co.uk/bitesize/tags/z7s22sg/year-2-and-p3-lessons/1>

This week I would recommend

**Monday**

English - Action words

Maths - Litres

Music - Play it!

## Tuesday

English - Describing words

Maths - Temperature

## Wednesday

Maths - Time O'clock and half past

## Thursday -

Maths - Quarter past and quarter to

## Friday

Maths - Challenge of the week

## Science

Have a sunflower competition with your family. See who's grows the tallest and perhaps keep a diary of when and how tall it grows.

# What you will need

Just a few ingredients and you'll be on your way to sunflower glory:






- Plastic cup
- Compost
- Garden sunflower seeds
- Large flowerpot
- A watering-can or hose

- 1 Put some compost in a plastic cup, almost to the top. Poke your finger in the soil to make a hole for your sunflower seed.
- 2 Pop a sunflower seed into the hole then cover it with a little compost. Give it a water so it's nice and damp.
- 3 Put the cup somewhere sunny like a windowsill. Give your sunflower a little water whenever it feels dry.
- 4 You should see your plant poke through the soil after about 1 or 2 weeks. Now's the time to start measuring how much it grows each week - make a log of its progress.
- 5 When your plant grows too big for the cup, plant it in a bigger flowerpot or outside if you have somewhere warm and sunny.
- 6 Watch it grow - how high will it go? Here's where the competition starts if you're challenging your friends and family. Good luck!
- 7 When the sunflower head starts to turn brown, cut it off and hang it somewhere dry and airy. When the seeds are dry, rub them together to loosen them. Birds can eat your seeds if you leave them in the garden. You could even put them in a bird feeder.

## PE Activities

Get moving in-between your work sessions:

Try Supermovers

 <p><b>Maths KS1</b></p>	 <p><b>KS1 English</b></p>	 <p><b>PSHE</b></p>
<p><b>KS1 Maths Collection</b></p> <p>Find easy-to-follow active learning videos covering topics including division, number bonds and the 2, 4, 5 and 10 times tables.</p>	<p><b>KS1 English Collection</b></p> <p>Song and movement routines covering Grammar Rules, Prefixes and Suffixes, the Alphabet and more!</p>	<p><b>PSHE Collection</b></p> <p>Find PSHE active learning videos including Right and Wrong, Belief and Revision.</p>
 <p><b>French</b></p>	 <p><b>BBC Teach video resources</b></p>	
<p><b>MFL</b></p> <p>Premier League footballers join Ben Shires to teach pupils Spanish and French greetings.</p>	<p>Video resources for teaching pupils at Key Stage 1 in your classroom.</p>	

<https://www.bbc.co.uk/teach/supermovers/ks1-collection/zbr4scw>

Go Noodle





<https://www.gonoodle.com/good-energy-at-home-kids-games-and-videos/>

**Purple Mash** - As usual, I have set the weekly 2do's. I have also uploaded some printable grammar/writing sheets for each chapter of the book

There is a range of activities for you to work your way through including:

- A new book for you to read, a spelling activity , a phonics activity
- Several maths activities focusing on the basic skills
- A writing activity which is normally topic related
- Science activities - this term we are focusing on plants, food chains and animal habitats
- A coding or computer activity
- Keyboard activities

I also love to hear about what you have been doing so don't forget to reply to my email by clicking on 2Email (It is in the Computing section).

**TTRockstars** - Don't forget to keep challenging yourself on TT Rockstars.

I hope you enjoy some of this week's activities

Have fun and stay safe

Mrs Astley