

Year 1 Class Home learning
Week beginning 18th January 2021

Thank you for the remote learning you are doing at home with your children. We recognise the extra strain this puts on families but we really appreciate you keep the children, your family and us safe by staying at home and following the rules.

Also, thank you so much for all the pictures and work you have sent me via email or via Purple Mash. I hope that you have all managed to see my video! It really does cheer me up every day when I see what you have been getting up to and see that you are working hard. Keep it up Class 1! There will be a new video - so watch out for it on your 2dos this week!

Please find below details of the remote learning for this week. The work below is the same as the work that the children are completing in school. Please try and follow the guidelines where possible. However, I do appreciate that for those parents who are juggling working from home and home learning this could be difficult so you can make it work for you. As usual - any worksheets I have included have been uploaded to Purple Mash. If you do require the worksheets to be printed out, then please contact me via email and I will arrange for it to be there for you to collect.

Do not forget that if you have any concerns or questions about remote learning you can contact me via my email staff15@croft.staffs.sch.uk. I am teaching full time so please bear with me, I will get back to you as soon as I can. In addition, if you wish me to give you a call to check in with you just drop me an email and I will endeavour to give you a call at some point during the week when I am not teaching.

National Handwriting Day

We have some exciting news. We will be celebrating National Handwriting Day on Friday 22nd January. We are holding a competition for the best piece of handwriting work. I have chosen a short poem included on Wednesday's work, and I would like you to copy it in your best handwriting. Please use all of the handwriting skills that we have been practising including tall and short letters, correct formation and sitting letters on the line.

There will be a winner chosen from the children in school and a winner from the children who are working from home. We can't wait to see your amazing work! PLEASE SEND ME YOUR HANDWRITING ENTRIES BY THE END OF THURSDAY 21ST JANUARY. The winners will be announced on The Croft Primary School Facebook page and prizes will be handed out in school or delivered to your home!

Monday

English - <https://classroom.thenational.academy/lessons/to-box-up-a-recycled-set-of-instructions-chj36c> This is the second and final week of our instruction work.

Maths - [Lesson: To develop understanding of halves and quarters of quantities | Teacher Hub | Oak National Academy \(thenational.academy\)](#) This is the last lesson in our work on Multiplication and division.

Phonics - Learning the new sound 'o' in 'open'. [Lesson 41 - Year 1 - YouTube](#)

PE - <https://www.youtube.com/watch?v=xlg052EKMtk> A frozen cosmic yoga today!
Enjoy - don't get too chilly!

Handwriting - In their booklet - I would like the children to practise the 3rd unit - Unit 3. This page is back to back, please complete both sides.

Tuesday

English - <https://classroom.thenational.academy/lessons/to-write-a-set-of-instructions-part-1-71hkcc>

Maths - We will now be starting a unit of work on measuring. The children will be completing their work with their teacher Miss Jones. Most of these sessions are practical so I am sure the children will really engage with them.

<https://classroom.thenational.academy/lessons/to-compare-lengths-and-heights-of-objects-6wrpce>


Phonics - Learning the new sound 'i' in 'find' [Lesson 42 - Year 1 - YouTube](#)

RE - This week we are continuing our work on a wedding. I would like the children to watch the following video of a wedding: [My First Wedding - CBeebies - BBC](#)
I have uploaded a Powerpoint onto Purple Mash for the children to look through to find out more about items in a Christian Wedding. Have a look at these and then I would like the children to draw and label some important things about a wedding - for example rings, wedding outfits, cake etc. Can the children create a zig zag book to draw and label their ideas.


How to make a zig zag book:

How to make a zig zag book

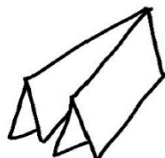
1. Take a piece of A4 paper



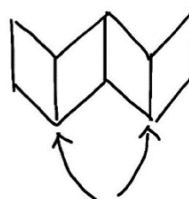
2. Fold in half lengthways



3. Fold this in half



4. Then fold each half back



5. You have a zig zag book!



6. Your child can write and/or draw with your help—you can use both sides of the folding book.

Wednesday

English - <https://classroom.thenational.academy/lessons/to-write-a-set-of-instructions-part-2-6rt3jd>

Maths - <https://classroom.thenational.academy/lessons/to-measure-lengths-using-non-standard-units-part-1-64v30t>

Phonics - Learning the new sound - 'a' in paper [Lesson 43 - Year 1 - YouTube](#)

Handwriting - I would like the children to use this time to complete their handwriting competition entry. I have uploaded a blank sheet to complete their poem on and also a copy of the poem for them to copy. The poem is:

Seasons

Spring is green,
Summer is bright,
Autumn is yellow,
Winter is bright.

Topic - I have uploaded some weather symbols and a UK map onto Purple Mash - I'd love it if the children could practise pretending to be a weather reporter. Could they report on the weather for the day or they could make up the weather. Keep these videos short (less than 1 minute) and then upload to Purple Mash or you can email them to me. It would be great to see them performing and using some great speaking and listening skills.

Here is an example - [BBC iPlayer - Weather for the Week Ahead - 17/01/2021](#)
Remember keep it really simple!

Thursday

English - <https://classroom.thenational.academy/lessons/to-write-a-set-of-instructions-part-3-crv36c>

Maths - <https://classroom.thenational.academy/lessons/to-measure-lengths-using-non-standard-units-part-2-6ngkac> I have given the children some activities to complete based on their measuring this week. Please complete these at home and hand them in on Purple Mash.

Phonics - Learning the new sound - 'e' in 'she'. [Lesson 44 - Year 1 - YouTube](#)

Science - Our second Science lesson on Oak Academy about Seasons and Change. Follow the link:

[How does the weather change across the seasons? \(thenational.academy\)](#)

Friday

English - <https://classroom.thenational.academy/lessons/to-write-and-perform-a-set-of-instructions-64wk6d>

Maths - <https://classroom.thenational.academy/lessons/to-begin-to-understand-standard-units-of-length-69gkct>

Phonics - Reviewing the sounds the children have learned this week. [Lesson 45 - Year 1 - YouTube](#)

To help you review you sounds - there is a game on Purple Mash that I have included to compete the words by adding the correct sound. Some of the words use the sound as its name and some use it as its sound e.g. u in up or u in uniform.

Handwriting - Have fun with handwriting today. The children in school will be practising their handwriting using shaving foam, salt tray, powdered coffee tray, chalk outside. We will be practising our lower case letters and our capital letters. Feel free to use what you have at home! Make it as messy as you dare or you could use playdoh or whiteboards - whatever you have! I look forward to seeing what you've been up to! Doodling is a great way to develop the fine motor skills for the day - children in school will be doodling during their breaks this week - I've included some example sheets on Purple Mash if you fancy having a go!

Also - Please complete these activities!

Phonics

<https://www.phonicsplay.co.uk/>

Phonics play have opened up their website so that all activities and games are free again. We use this website lots in school and the children are really familiar with it. Username and password are included below. Please log the children on and they can play and practise their sounds in a fun and interactive way.

Username - jan21

Password - home

Serial Mash

This week I would like the children to continue and use Serial Mash on Purple Mash to read Chapter 2 of the book 'Class 1 and the Winter Walk'. I have included this as a 2Do for the children to complete. Please let me know how the children get on with the reading and understanding of these activities. Some of the children will find these text difficult to read - please read with them if this is the case. I would also like the children to complete the quiz to check their understanding or comprehension of the book. There is also a Pairs game to play to help remember what's happened in the story and to develop the children's memory.

Spellings

This week the children will be working on the following spellings:

Group 1 - I will email you to let you know if your child is in group 1 to learn these spellings. I would like them to learn the th sound - then, thug, bath, with, cloth

Group 2 - one, once, put, push, pull, full

Please feel free to test your child on these spellings on Thursday. Please let me know what their results are!

PE - Activities online guidance - Please feel free to have a look at these. They are all appropriate for KS1.

BBC Supermovers

<https://www.bbc.co.uk/teach/supermovers>

Joe Wicks - The Body Coach

<https://www.youtube.com/watch?v=6oIorMNtw5g>

Tennis at Home

<https://www.lta.org.uk/play-compete/lta-youth/tennis-at-home/>

England Athletics Funetics

<https://funetics.co.uk/for-parents/funetics-activity-videos/>

Cosmic Kids Yoga

<https://www.youtube.com/user/CosmicKidsYoga>

P.E with Mr Dalton

<https://www.youtube.com/watch?v=T4wyHBpOGJw&list=PL2Xx6fIfz9Ua9DHI769kzrYkUQXqPmfn&index=9>

YST Activity Challenges

<https://www.youthsporttrust.org/60-second-physical-activity-challenges>