

Reception Phonics, Reading and Writing Activities

Reading

Reading is important for your child's learning. It is important you continue to read as much with them as you can. Read for fun, read to learn but just get reading.

Reading the same books over and over is fine and will help your child to become confident, but if you need new books there are e-books on the Oxford Owls website that you can use.

Writing

Keep practising your letter formation, writing labels and sentences. Remember your sentence rules "Capital letter to start, spaces between your words and a full-stop at the end". You could write a food shopping list, or a sentence about what you are good at.

Sharing a storybook

Read the story with your child.

Remember to talk about the story as well as read the words.

Questions you could ask include:

Who are the characters?

What is happening?

How does the character feel?

How do you know?

Where is the story set?


How do you know this?

Writing activities based on storybooks

Story Map - what happens in the story? Draw pictures of each event. Write a sentence or words to describe each event. You could make a new story map by changing the characters or events to create your own story.

Story Map

Once upon a time...



The End

Character description - Draw your favourite character and write a description. Try using adjectives to add detail to your description.

Other Ideas

1. Make stick puppets or masks. Use these to retell the story.



2. Make your own story book with a front cover and illustrations.



3. Write speech bubbles of what the character say.


























4. Use craft materials to build the setting from a story. E.g. Woods bears house etc.



Phonics

Phase 2 and 3 : These are sounds that the children have been learning. The children have been working on recognising and writing these sounds and reading and writing them in words, captions and sentences. We do this mainly through playing games with the sounds. There are lots of games online that you can use to practice these, I have listed links to some of these that I think you may find useful.

Phase 2 Sound Mat

s 	a 	t 	p 	i 	n 	m 	d 
g 	o 	c 	k 	ck 	e 	u 	r 
h 	b 	f 	ff 	l 	ll 	ss 	

Phase 3 Sound Mat

j 	v 	w 	x 	y 	z 	zz 	qu 
ch 	sh 	th 	ng 	ai 	ee 	igh 	oa 
oo 	oo 	ar 	or 	ur 	ow 	oi 	ear 
air 	ure 	er 					

These are the tricky words the children have been learning. These words cannot be read using the sounds that the letters make. The children need to 'look at and say' these words **not** try to sound them out.

Phase 2 to 5 Tricky Words

Phase 2	Phase 3	Phase 4	Phase 5
I	he	said	oh
no	she	have	Mrs
the	we	like	people
to	me	so	their
go	be	do	called
into	you	some	Mr
	are	come	looked
	her	little	asked
	was	one	could
	all	were	
	they	there	
	my	what	
		when	
		out	



Ideas for phonics/trick words games and activities

Write the sounds on paper and cut them up to make flashcards. You can encourage your child to practice these in different ways such as;

Say the sound.

Jump on the sound.



Write the sound as many times as you can (you could use a timer)

Hide the flashcards round the room, can they find them and say them.

Play snap with the sounds.

Write the sounds in chalk outside, say them and wash them off.



Write the sounds in flour, glitter, shaving foam, mud, sand, compost, rice.


If you have plastic letters you can encourage them to make the sounds or words with the sounds in.



Write the sounds/words on different things. Sort objects with those sounds.



Make words using pegs.



Can you look in a book
and find any of these words?
Which words did you spot the
most times?

he	all
she	are
we	her
me	was
be	they
you	my

Useful websites:

www.home.oxfordowl.co.uk

www.stories.audible.com/start-listen

www.booktrust.org.uk/books-and-reading/bookfinder/

www.bbc.co.uk/cbeebies/grownups/the-alphablocks-guide-to-phonics

www.new.phonicsplay.co.uk

www.kids.classroomsecrets.co.uk

www.ictgames.com

<http://www.crickweb.co.uk/Early-Years.html>

www.twinkl.co.uk

www.epicphonics.com