



Phonics



What is Phonics?


What is Phonics?

- The learning of a sound system is imperative to the successful development of your child's reading and writing skills.




Continued...

- Words are made up from small units of sound called phonemes. Phonics teaches children to be able to listen carefully and identify the phonemes that make up each word. This helps children to learn to read words and to spell words.
- In order to successfully know and use phonic skills they need to know the graphemes and the phonemes they represent, blend with them and segment using them.



Continued...

- Phoneme - this is a discrete unit of sound
- Digraph - where two letters make one sound (er, sh, ee)
- Trigraph - where three letters make one sound (igh, ear, air)
- Grapheme - the written form of the sound




Blending

- Recognising the letter sounds in a written word, for example


c-u-p

and merging or 'blending' them in the order in which they are written to pronounce the word 'cup'



Segmenting

- 'Chopping Up' the word to spell it out
- The opposite of blending
- Identifying the individual sounds in a spoken word (e.g. h-i-m , s-t-or-k) and writing down letters for each sound to form the word him and stork



The same phoneme can
be represented with
different graphemes:


burn

first

term


heard

work



How do we organise it?

- Teach using Anima Phonics
- 5 sessions a week in Reception and KS1
- Independent and adult led activities
- Teacher led
- Fun, lively, interactive sessions
- Range of resources



How do we teach it?

- Short sessions are fast paced and consist of 4 parts:
 - Review and Revisit - e.g. Flashcards
 - Teach - e.g. introduce new sound, syllables
 - Practise - e.g. write or read words or sentences.
 - Apply - e.g. play games or activities using the skills or the sounds.






Phases in Phonics

Phases

- Phase 1 - explore sounds in the environment
- Phase 2 - initial sounds
- Phase 3 - digraphs and trigraphs
- Phase 4 - using digraphs and trigraphs with consonant clusters
- Phase 5 - alternative spellings
- Phase 6 - spelling rules



Phase 2



Copyright © Anima Education Ltd. Permission granted to reproduce for personal and educational use only.



Phase 3



j



v



w



x



y



z



qu



ch



sh



th



th



ng



ee



ar



oa



or



oo



oo



ai



igh



ear



ow



ur



oi



air



ure



er



ue

Spelling Rule examples

- Adding s and es to words
- Adding suffixes - ed, ing, er, est
- Adding prefixes - un
- Compound words (playground)
- dge and ge
- Apostrophe
- Suffixes - ment, ness, ful, less, ly

And many many more...!!!



Phase 5



ay

a_e

a



ea

e_e

e

ie

y



ie

i_e

i



ow

o_e

o

oe



ew

u_e

u



Can sometimes represent 'oo' depending on word or accent.



aw

au

ore



ir



oy



ou



nk



ph



wh



ve



tch



are



ea



Phase 6



er
wor



g
ge
dge



kn
gn



ti
ssi
ci



al
all
war



ear



y



c



wr



mb



ey



s



o




wa



Rainbow words

- Rainbow words cannot be 'sounded-out'
- Camera- take a photograph
- Helpful actions and songs
- Look, Say, Cover, Write, Check
- Practise, practise, practise






Phonics Check in
Year 1




What is the Phonics Screening Check?

- Children in Year 1 throughout the country will all be taking part in the phonics screening check during the same week in June.
- If children did not pass the test in Year 1, they will retake the test in Year 2.







What happens during the test?

- The test contains 40 words.
- Each child will sit one to one and read each word aloud.
- The test will take approximately 10 minutes per child; although all children are different and will complete the check at their own pace.
- The list of words the children read in a combination of 20 real words and 20 nonsense words.



Real and 'Nonsense' Words



| Practice sheet: Real words | Practice sheet: Pseudo words |
|----------------------------|---|
| in | ot  |
| at | vap  |
| beg | osk  |
| sum | ect  |

