

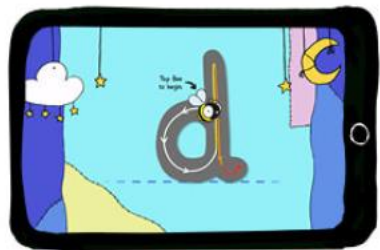
ANIMA PHONICS





Planning Documents

495 days of fully planned lessons and corresponding resources at the click of a



E-learning Hub

Our interactive lessons provide a fun world for children to learn, practise



Wall Frieze

Bring your classroom wall to life with our giant frieze.



Flashcards

For speedy revision and recall of the sounds taught so far.



Sound Charts

Table top reference sheets, linking each grapheme with the phoneme



Assessment Materials

Use our tracking and assessment materials to identify and target children most in need of support.



Games

A variety of weekly games, such as bingo and dominoes, allows children to consolidate their new knowledge.



Word Cards

Sets of fully decodable word cards are introduced along with every new sound.




Handwriting Resources

Our Letter Bugs series teaches children groups of letters and common start/end points.



Decodable Books

Our fully decodable reading scheme matches the daily progression of sounds taught in the lessons.



Audio Resources

Our interactive Sound Board is designed for both children and parents. Press the grapheme and hear the sound!



Reception Activities

Daily activities and worksheets allow children to develop early blending and segmenting skills.



Year One Activities

Children apply their knowledge of alternative spellings and phonemes throughout Year 1.



Year Two Activities

Daily reading and writing activities in Year 2 allow children to practise using suffixes and common word endings.




Interactive Games

Perfect for classroom interactive displays or tablets, our fun interactive games make phonics come to life!



LET'S HAVE A LOOK A LITTLE CLOSER...



- Reception and KS1 will be teaching this daily
- Some children that need further revision or support may be receiving intervention during the day as well.
- In KS2 - staff and children will be using the intervention resources to teach the children with gaps. They will also be using the support materials in class.
- All phonics displays and resources need to be using the Anima Phonics scheme in order to ensure continuity and consistency
- All lessons will take a similar structure so children know what to expect of them
- All children will be assessed initially using their assessment resources to work out where to start





Dog Digs Down

Dog loves to dig
A hole so big!
Deep underground,
She's digging down!

What will she find?
Nobody knows,
Maybe treasure
Or a dinosaur bone!

d d d, d d d

Dig like a dog!
Deep in the ground

d d d, d d d

Dig Like a dog!
Dig deep down!

d d d, d d d



Dig like a dog.



Chilly Cheetah

Chilly Cheetah's heading home
And the weather's freezing!
Trudging through the snow alone,
Sniffling and sneezing.

Cheetah's teeth are chattering,
Her nose is turning blue.
If chilly Cheetah isn't careful
She will catch the flu!

ch ch ch ch

Chilly Cheetah's almost home,
Dodging icy puddles.
Can you help her to keep warm
And give yourself a cuddle?

ch ch ch ch



Give yourself a
cuddle as you
chatter in the chill.



You may see these spelling and reading resources coming home for you to use to support your children further at home.



Name

Words of the Week
Unit 3 Week 4

Revision words

Read	Trace	Count
day	day	2
tray	tray	
her	her	

1 **Read** each word aloud.

2 **Trace** over the words in pencil.

Words of the week

tree	tree	
think	think	
agree	agree	
desk	desk	
his	his	


3 **123**
Count the sounds in each word. Write the number in the box.

4 **Cut out** these sounds. Use them to build your words of the week.

Look	Cover	Sound Out	Write	Check

	First Try	Second Try
desk		
tree		
tray		
agree		
day		
think		
his		
her		

th	i	ee	t	d	r	s
h	e	s	k	g	a	



BOOKS

- Initially, the books children read from are fully decodable.
- This means they must be composed almost entirely of words made up of sounds that a child has learned up to that point.
- The children will be coming home with an animal phonics book when appropriate. This book will focus on a sound the children are learning or a sound that they have previously learned.



W

Can you remember these sounds?

l k h r f i u j t
e k o g a c m n



Roll your hands over each other like a washing machine.



Can you read these words?

well

win

wig



Now let's read the caption!

the web is wet.

As the children in Reception and Year 1 learn sounds, there are these sheets that may come home for you to practise.



The children in KS1 will also take a book home as a shared book.



How to read a Shared Book?

- The other book that they come home with will be a shared book.
- The children may want to attempt to read some of the words in these books using the skills they are developing but we would not expect them to be able to read without support.
- You may wish to use this book as a bedtime story, or ask the children to listen to you read the book and then retell the story using the pictures.
- Some children learn to read without using their phonics. Please let us know in the reading diaries how you feel they are getting on.



HELPING AT HOME

- We have given you a leaflet with Anima Phonics information
- More information will be on the website and sent home from class teachers when appropriate.



ANY QUESTIONS?

Please email me or your class teacher if you have any questions on our phonic scheme:

Mrs Daniel - staff16@croft.staffs.sch.uk

Mrs Richards - staff15@croft.staffs.sch.uk

Mrs Astley - staff31@croft.staffs.sch.uk

Mrs Challinor - staff04@croft.staffs.sch.uk

